







BREEZA SERIES

 **AS07NS2HRA**
  **AS12NS2HRA**
  **AS18NS2HRA**
 **AS09NS2HRA**
  **AS15NS2HRA**
  **AS24NS2HRA**

NEW



Anti-mold filter



Evaporator self-cleaning



Super quiet



Auto mode



Soft mode



Power mode



Comfortable sleep



Intelligent air



Auto restart



3 minutes protection



24 hours timer



Blue fin



High quality element



High performance compressor



180° sine wave DC inverter

Model/indoor unit			AS07NS2HRA	AS09NS2HRA	AS12NS2HRA	AS15NS2HRA*	AS18NS2HRA	AS24NS2HRA
Capacity	Nominal cooling	Btu/h(nor)	6800	9210	12290	15010	17740	23890
		kW nominal(min-max)	2	2.7 (0.80-3.40)	3.6(1.00-4.20)	4.4(1.3-5.0)	5.2(1.30-6.80)	7.0(2.20-8.50)
	Nominal heating	Btu/h(nor)	7850	9560(4780-10920)	12630(4780-13990)	18430(4780-20480)	19790(5460-20480)	25600(8530-26620)
		kW nominal(min-max)	2.3	2.8(1.00-4.60)	3.7(1.100-5.40)	5.4(1.4-6.0)	5.8(1.40-6.90)	7.5(2.40-9.80)
	Cooling P design(35°C)	kW	2.7	2.7	3.6	4.4	5.2	7
Heating P design(-10°C)	kW	2.5	2.5	3.2	3.5	4.9	5.1	
Electrical parameters	Power supply	Ph/V/Hz	1-230-50	1-230-50	1-230-50	1-230-50	1-230-50	1-230-50
Performance	Air flow(H/M/L)	m ³ /h	600	600	650	700	900	1200
	Sound power level(H/M/L)	dB(A)	52	52	54	55	57	62
	Sound pressure level(H/M/L)	dB(A)	39/34/27/21	39/34/27/21	40/35/31/22	44/40/35/28	47/43/37/30	47/43/37/35
Installation	External dimensions(W/D/H)	mm	855/204/280	855/204/280	855/204/280	900/210/310	997/235/322	1115/248/336
	Shipping dimensions(W/D/H)	mm	954/279/355	954/279/355	954/279/355	991/313/399	1085/329/403	1205/341/416
	Net/Shipping weight	kg	10/12.2	10/12.2	10/12.2	11.5/14	13/16	16/19.6
	Refrigerant liquid pipe	mm	6.35	6.35	6.35	6.35	9.52	9.52
	Refrigerant gas pipe	mm	9.52	9.52	9.52	12.7	15.88	15.88
	Controller	Standard		YR-HD	YR-HD	YR-HD	YR-HD	YR-HD
Option			Please refer to control system in page 106					

* Models are under development, data is pending;